



High Schools

WCSD School Climate and Safety Staff Survey
2024-25



Report created by
Panorama Education



Summary

Topic Description	Results	Comparison
Expectations of Success	92% ▲ 5 since last survey	95% Washoe County School District
Fairness and Respect	81% ▲ 4 since last survey	85% Washoe County School District
Home-School Communication	90% 0 since last survey	94% Washoe County School District
PLC Implementation	82%	82% Washoe County School District
Parent Involvement	30% ▲ 5 since last survey	53% Washoe County School District
Quality of WCSD	61% ▲ 2 since last survey	62% Washoe County School District
Safety	90% ▲ 5 since last survey	90% Washoe County School District
Social Emotional Learning	81% ▲ 1 since last survey	84% Washoe County School District



High Schools

"2024-25 Staff Climate and Safety Survey (Fall 2024), WCSSD School Climate and Safety Staff Survey"



Staff Collaboration

86%

▲ 5

since last survey

86%

Washoe County School District

Staff-Student Relationships

90%

▲ 3

since last survey

93%

Washoe County School District

Student Behaviors

63%

▲ 6

since last survey

77%

Washoe County School District

Work Stress

63%

▲ 7

since last survey

60%

Washoe County School District

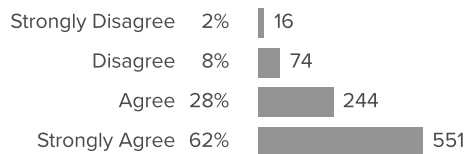
897 responses



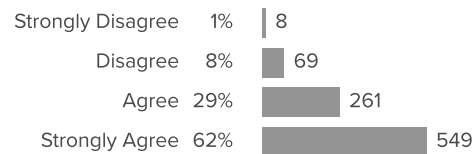
Cell Phone Policy

How did people respond?

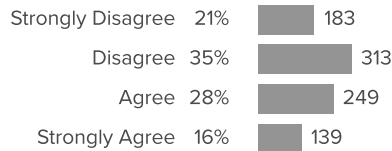
Q.1: Cell phones are a major distraction for students in the classroom.



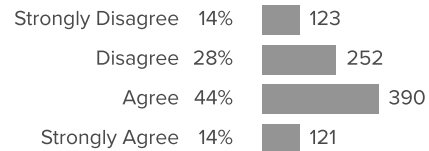
Q.2: Cell phones have a negative impact on students' behavior at school.



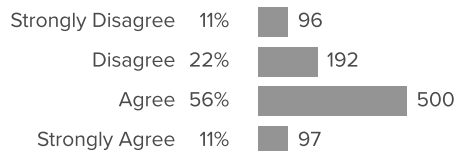
Q.3: If a cell phone limit is required districtwide, I worry teachers would spend too much class time enforcing it.



Q.4: Students would follow rules that limit cell phones at my school.



Q.5: Cell phones can be a useful tool to help students learn.





Expectations of Success

Your average

92%

897 responses

Change

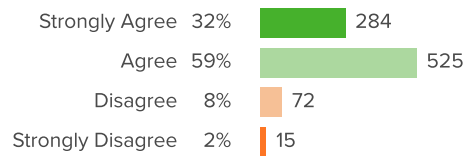
▲ 5

since last survey

District average: **95%** Washoe County School District

How did people respond?

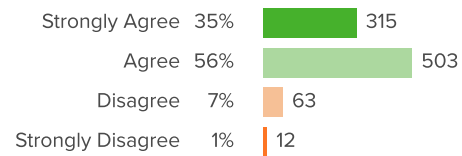
Q.1: Staff at my school set high expectations for students' achievement.



▲ 7 from last survey

Favorable: **90%**

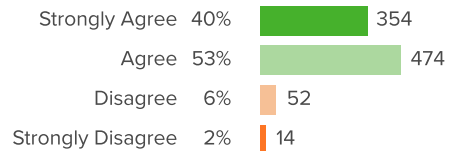
Q.2: Staff at my school work hard to motivate students who show low interest in school work.



▲ 4 from last survey

Favorable: **92%**

Q.3: Staff at my school work hard to make sure that students stay in school.



▲ 3 from last survey

Favorable: **93%**



Fairness and Respect

Your average

81%

897 responses

Change

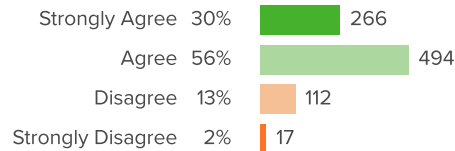
▲ 4

since last survey

District average: **85%** Washoe County School District

How did people respond?

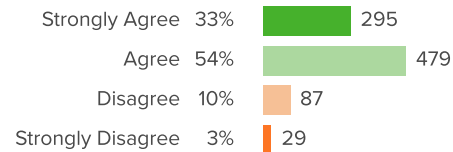
Q.1: Staff respect all students at my school.



▲ 4 from last survey

Favorable: **85%**

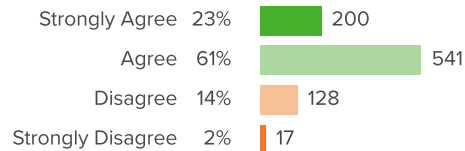
Q.2: Staff are professional when speaking of each other and/or administrators.



▲ 4 from last survey

Favorable: **87%**

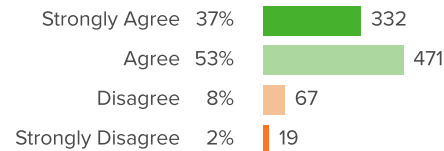
Q.3: Students of different social backgrounds get along well at my school.



▲ 4 from last survey

Favorable: **84%**

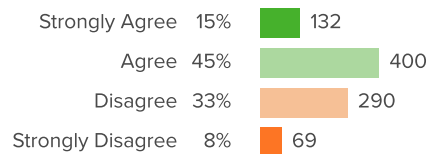
Q.4: The rules and expectations about how students should behave at my school are fair.



▲ 4 from last survey

Favorable: **90%**

Q.5: The rules and expectations about student behavior are enforced equally by staff.



▲ 6 from last survey

Favorable: **60%**



Home-School Communication

Your average

90%

897 responses

Change

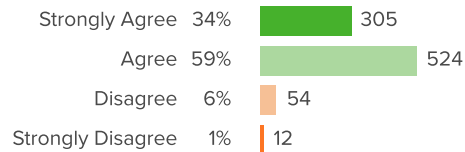
0

since last survey

District average: **94%** Washoe County School District

How did people respond?

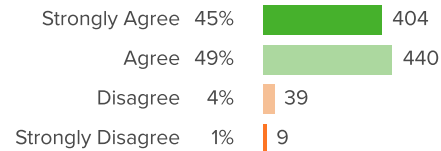
Q.1: Staff at my school believe that parents are partners in the educational process.



▲ 2 from last survey

Favorable: **93%**

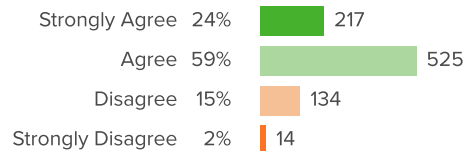
Q.2: My school is welcoming to parents.



▼ 2 from last survey

Favorable: **95%**

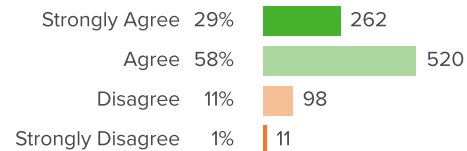
Q.3: Staff at my school are expected to provide parents with ways to support their child's learning at home.



▲ 0 from last survey

Favorable: **83%**

Q.4: Staff at my school frequently update parents/guardians about their child's progress in their classrooms.



▲ 1 from last survey

Favorable: **88%**



PLC Implementation

Your average

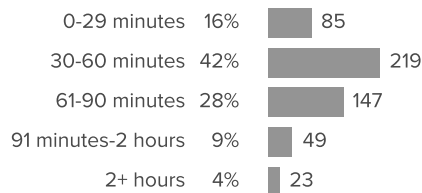
82%

897 responses

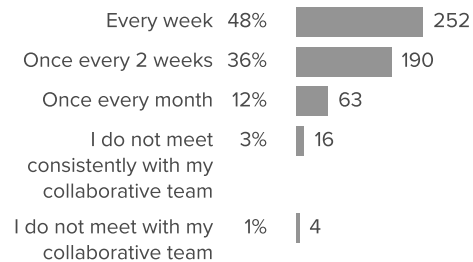
District average: **82%** Washoe County School District

How did people respond?

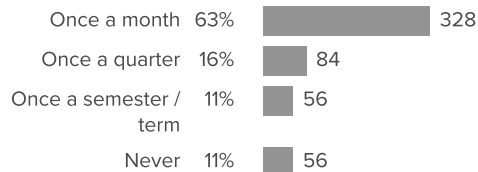
Q.1: How much time each week do you participate in collaborative planning?



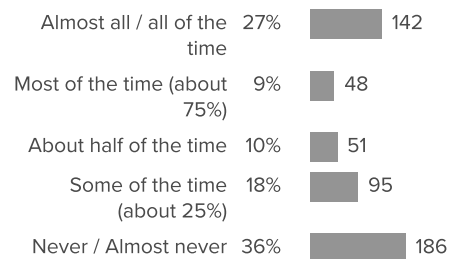
Q.2: How often are you meeting in your PLC?



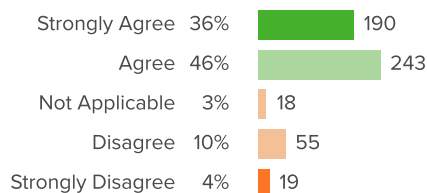
Q.3: How much time do you estimate an administrator is present at your PLC?



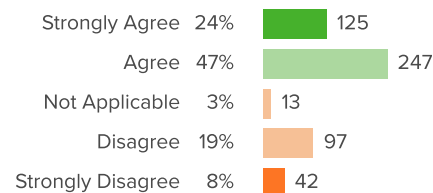
Q.4: How much time do you estimate an instructional leader (e.g., LF, coach, other instructional leader) is present at your PLC?



Q.5: Teachers in my collaborative team take collective responsibility for student learning rather than working in isolation.



Q.6: We have sufficient time in our schedule to meet with our collaborative team.

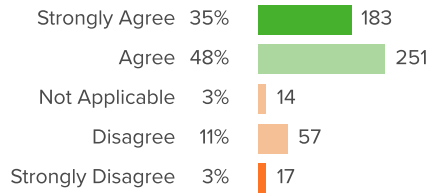


Favorable: **82%**

Favorable: **71%**

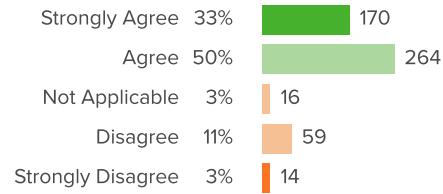


Q.7: My collaborative team has clear guidelines and expectations for what to focus on during collaboration time.



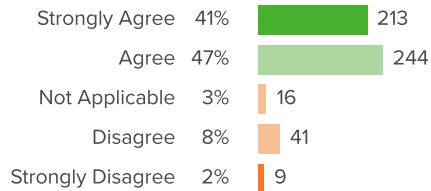
Favorable: **83%**

Q.8: Staff in my collaborative team come prepared to meetings so we are ready for deeper level discussions around student progress and instruction.



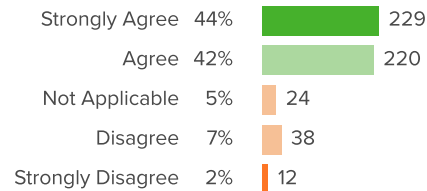
Favorable: **83%**

Q.9: As a collaborative team, we have a clear vision of what we want students to learn.



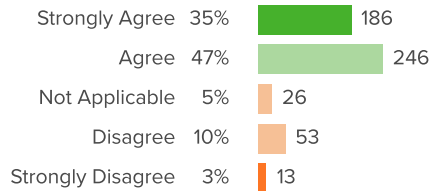
Favorable: **87%**

Q.10: As a collaborative team, we regularly share lessons, teaching strategies, materials, results, etc. with each other.



Favorable: **86%**

Q.11: I feel confident in making instructional decisions based on common student data/student work discussed in PLCs.



Favorable: **82%**



Parent Involvement

Your average

30%

897 responses

Change

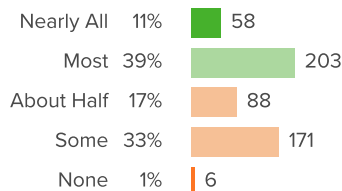
▲ 5

since last survey

District average: **53%** Washoe County School District

How did people respond?

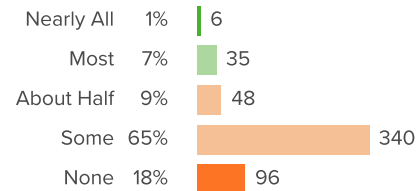
Q.1: How many of your students' parents/guardians support your teaching efforts?



▲ 8 from last survey

Favorable: **50%**

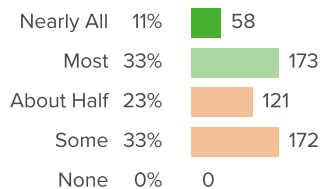
Q.2: How many of your students' parents/guardians have asked you about ways they can support their child's learning at home?



▲ 2 from last survey

Favorable: **8%**

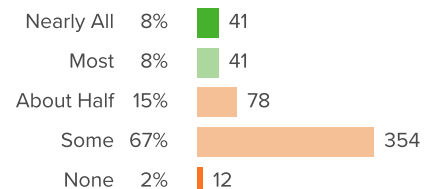
Q.3: How many of your students' parents/guardians know how well their child is doing in your class?



▲ 6 from last survey

Favorable: **44%**

Q.4: How many of your students' parents have you met?



▲ 3 from last survey

Favorable: **16%**



Quality of WCSD

Your average

61%

897 responses

Change

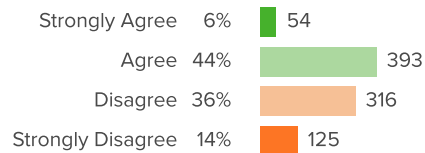
▲ 2

since last survey

District average: **62%** Washoe County School District

How did people respond?

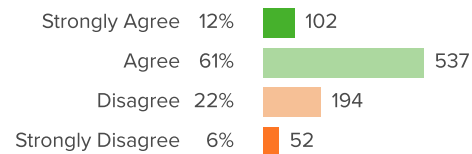
Q.1: I feel like my work is valued by this District.



▲ 0 from last survey

Favorable: **50%**

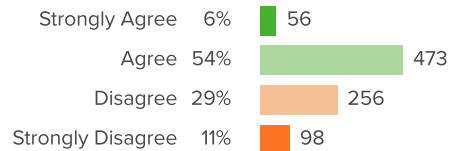
Q.2: The District keeps me well-informed about changes in policies and initiatives that affect me.



▲ 0 from last survey

Favorable: **72%**

Q.3: Overall, I feel optimistic about the direction Washoe County School District is headed.



▲ 5 from last survey

Favorable: **60%**



Safety

Your average

90%

897 responses

Change

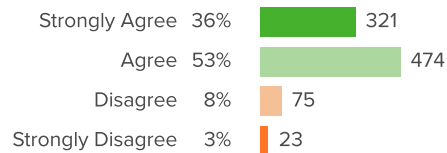
▲ 5

since last survey

District average: **90%** Washoe County School District

How did people respond?

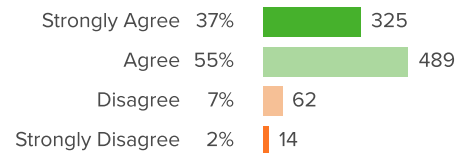
Q.1: I feel safe inside my school.



▲ 6 from last survey

Favorable: **89%**

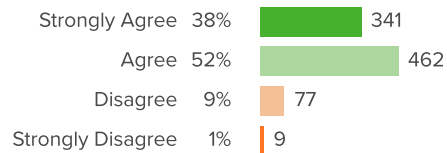
Q.2: I feel safe outside around my school.



▲ 4 from last survey

Favorable: **91%**

Q.3: I feel safe leaving my school even when I am there late or on the weekends.



▲ 4 from last survey

Favorable: **90%**



Social Emotional Learning

Your average

81%

897 responses

Change

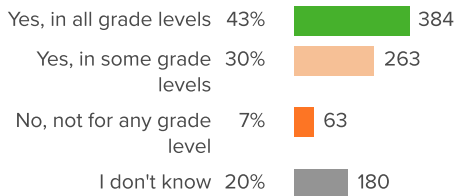
▲ 1

since last survey

District average: **84%** Washoe County School District

How did people respond?

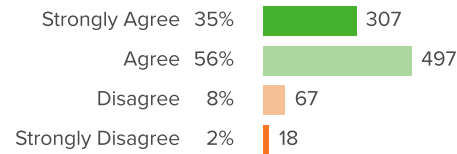
Q.1: Does your school follow an established written social and emotional learning curriculum?



▼ 3 from last survey

Favorable: **54%**

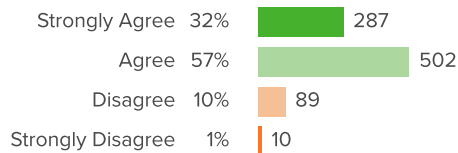
Q.2: The adults in this school are expected to actively promote students' social and emotional development.



▼ 1 from last survey

Favorable: **90%**

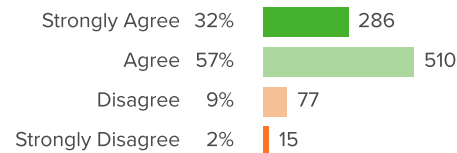
Q.3: All staff are expected to address students' social and emotional needs.



▲ 1 from last survey

Favorable: **89%**

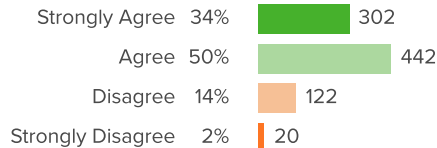
Q.4: The culture at my school supports social and emotional learning.



▲ 6 from last survey

Favorable: **90%**

Q.5: The vision for academic, social and emotional learning has been communicated to all school staff.



▲ 4 from last survey

Favorable: **84%**



Staff Collaboration

Your average

86%

897 responses

Change

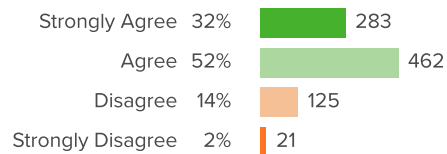
▲ 5

since last survey

District average: **86%** Washoe County School District

How did people respond?

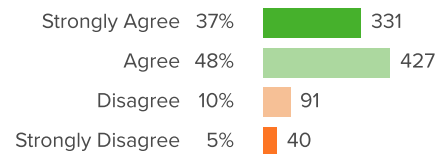
Q.1: There is a sense of teamwork among all school staff.



▲ 7 from last survey

Favorable: **84%**

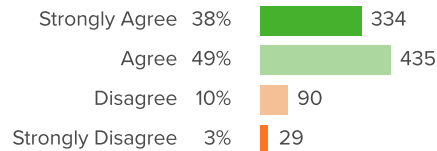
Q.2: The school leadership makes a sustained effort to address staff concerns.



▲ 8 from last survey

Favorable: **85%**

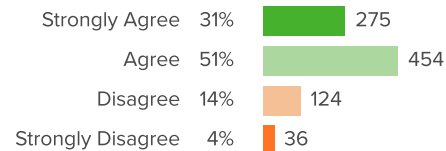
Q.3: Staff at my school are recognized and appreciated for good work.



▲ 6 from last survey

Favorable: **87%**

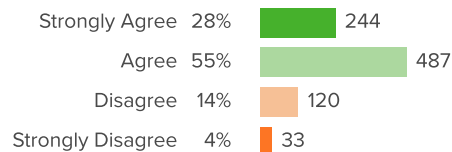
Q.4: The school leadership makes sure that staff are involved in making plans and decisions that affect this school.



▲ 5 from last survey

Favorable: **82%**

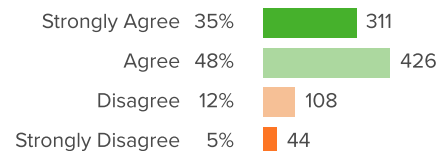
Q.5: The school leadership makes sure that my administrative duties do not interfere with my essential role of educating students.



▲ 2 from last survey

Favorable: **83%**

Q.6: I feel comfortable raising issues and concerns that are important to me at my school.



▲ 6 from last survey

Favorable: **83%**

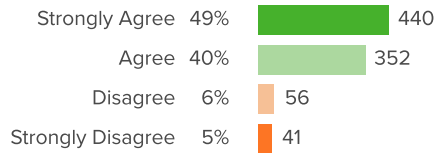


High Schools

"2024-25 Staff Climate and Safety Survey (Fall 2024), WUSD School Climate and Safety Staff Survey"



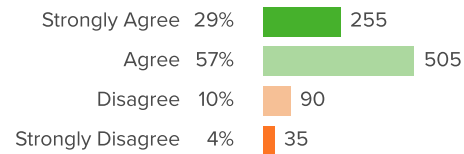
Q.7: I feel supported by my administrator.



▲ 5 from last survey

Favorable: **89%**

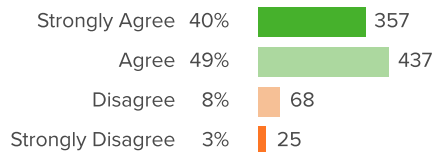
Q.8: My school provides me with the materials and resources needed to provide support for students of all abilities.



▲ 4 from last survey

Favorable: **86%**

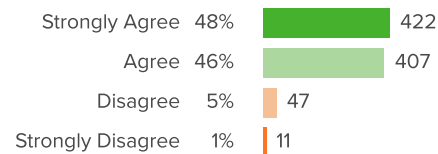
Q.9: I feel school leadership is clear about what my job is at this school.



▲ 3 from last survey

Favorable: **90%**

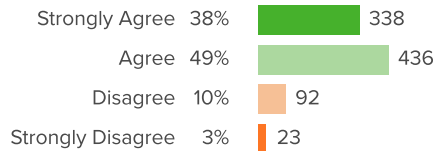
Q.10: Staff are proud to work at this school.



▲ 4 from last survey

Favorable: **93%**

Q.11: I look forward to coming to this school every day.



▲ 3 from last survey

Favorable: **87%**



Staff-Student Relationships

Your average

90%

897 responses

Change

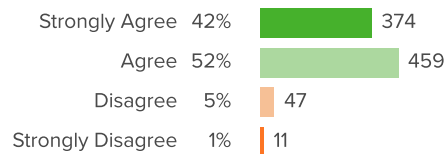
▲ 3

since last survey

District average: **93%** Washoe County School District

How did people respond?

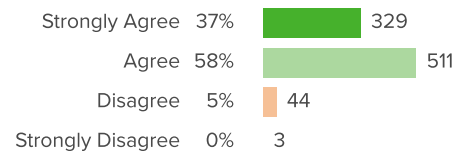
Q.1: Teachers and staff at my school care about every student.



▲ 1 from last survey

Favorable: **93%**

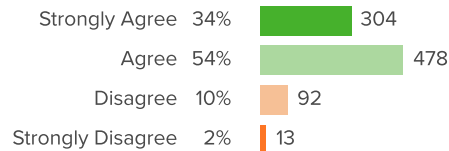
Q.2: Teachers and staff at my school listen to students' ideas and opinions.



▲ 3 from last survey

Favorable: **95%**

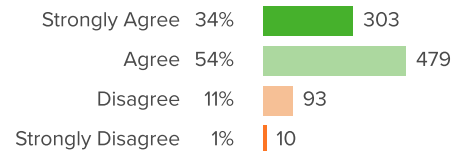
Q.3: Teachers and staff at my school talk openly to students about school issues.



▲ 2 from last survey

Favorable: **88%**

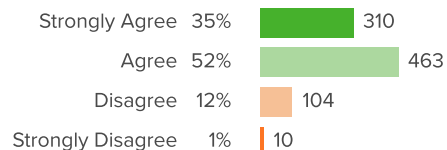
Q.4: Every single student at our school knows at least one staff member who would help them with a personal problem.



▲ 4 from last survey

Favorable: **88%**

Q.5: Every single student at our school knows at least one staff member who would care if they were not in school.



▲ 5 from last survey

Favorable: **87%**



Student Behaviors

Your average

63%

897 responses

Change

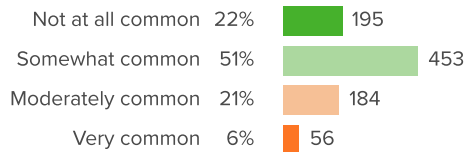
▲ 6

since last survey

District average: **77%** Washoe County School District

How did people respond?

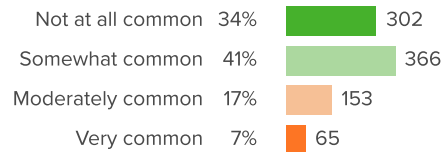
Q.1: How common are the following behaviors at this school? Harassment or bullying among students



▲ 4 from last survey

Favorable: **73%**

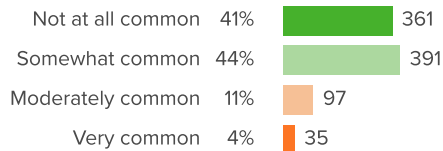
Q.2: How common are the following behaviors at this school? Physical fighting between students



▲ 5 from last survey

Favorable: **75%**

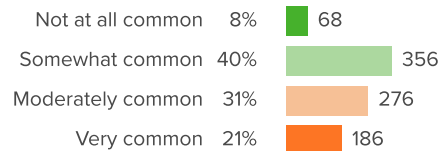
Q.3: How common are the following behaviors at this school? Racial/ethnic conflict among students



▲ 2 from last survey

Favorable: **85%**

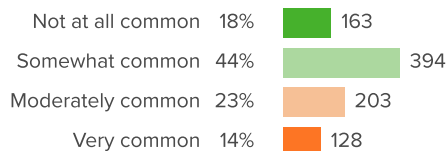
Q.4: How common are the following behaviors at this school? Student depression or other mental health problems



▲ 8 from last survey

Favorable: **48%**

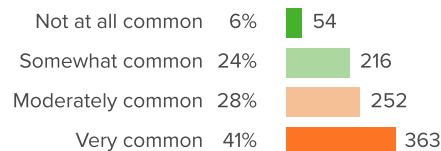
Q.5: How common are the following behaviors at this school? Lack of respect of staff by students



▲ 10 from last survey

Favorable: **63%**

Q.6: How common are the following behaviors at this school? Cutting classes or being truant



▲ 2 from last survey

Favorable: **31%**



Work Stress

Your average

63%

897 responses

Change

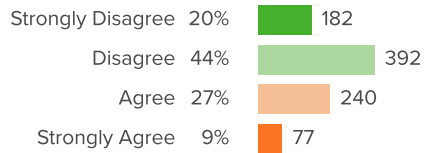
▲ 7

since last survey

District average: **60%** Washoe County School District

How did people respond?

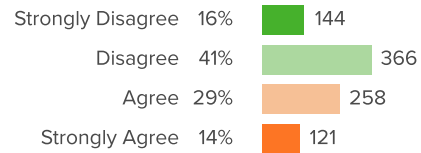
Q.1: I feel tense, restless, or anxious at work.



▲ 6 from last survey

Favorable: **64%**

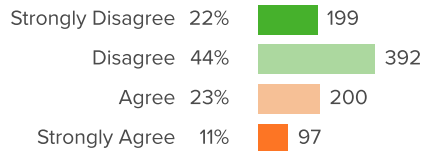
Q.2: I feel burnt out.



▲ 6 from last survey

Favorable: **57%**

Q.3: With this work pace I don't think I'll make it to the retiring age.



▲ 7 from last survey

Favorable: **67%**